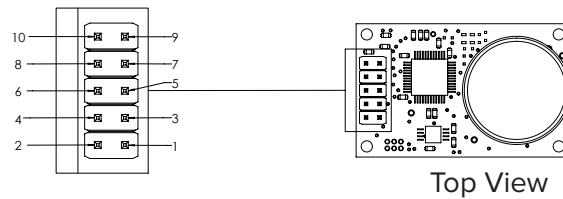
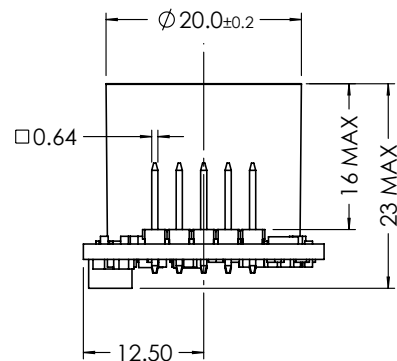
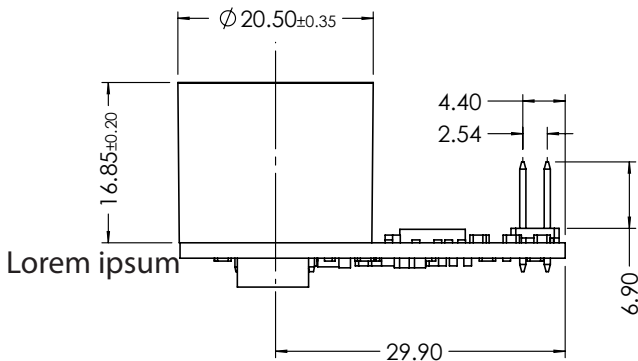
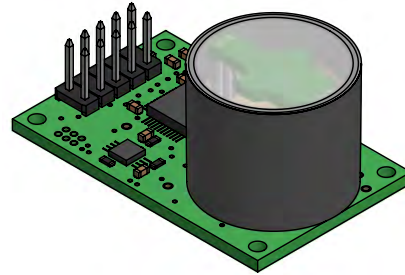
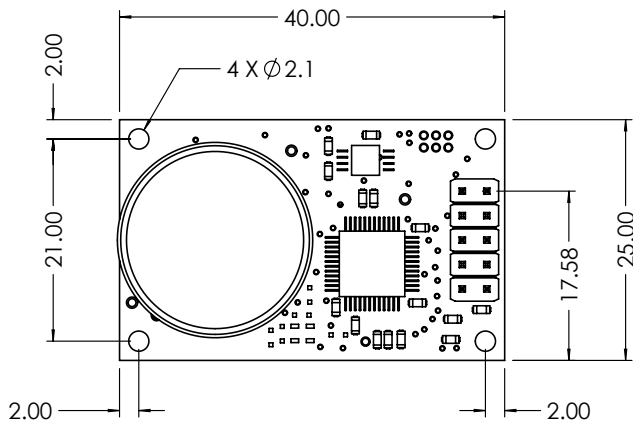


Robust Range - ExplorIR-W

MECHANICAL DIAGRAM



PIN OUT DESCRIPTION

Pin	Name	Type	Description
1	GND	Supply	Sensor ground
2	N/C	Unused	-
3	VDD	Supply	Sensor supply voltage
4	GND	Supply	Sensor ground
5	Rx_In	Digital Input	UART receive input
6	GND	Supply	Sensor ground
7	Tx_Out	Digital Output	UART transmit output
8	Nitrogen_Zero	Digital Input	Pulse low for >2 seconds to initiate CO ₂ calibration in nitrogen. If unused, leave floating.
9	Vx_Out	Analogue Output	Analogue CO ₂ level output, true analogue voltage (Optional)
10	Fresh_Air_Zero	Digital Input	Pulse low for >2 seconds to initiate CO ₂ calibration in fresh air. CO ₂ level assumed to be 400ppm. If unused, leave floating.